

Tourism and Hospitality Management-Croatia

Open Access since 2011

1330-7533

1847-3377

TOUR HOSP MANAG-CROA

Tour. Hosp. Manag.-Croat.

Journal information

Emerging Sources Citation Index (ESCI)

HOSPITALITY, LEISURE, SPORT & TOURISM - ESCI

English

CROATIA

2020

Publisher information

UNIV RIJEKA, FACULTY TOURISM & HOSPITALITY MANAGEMENT, OPATI

PRIMORSKA 42, P P 97, OPATIJA 51410, CROATIA

2 issues/year

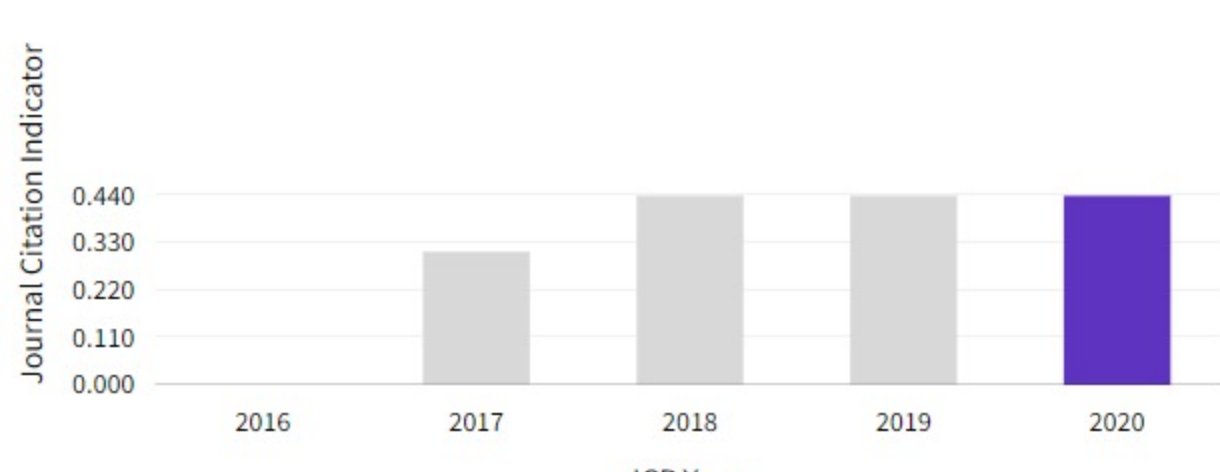
Journal's performance

Journal Citation Indicator (JCI)

Export

0.44

The Journal Citation Indicator (JCI) is the average Category Normalized Citation Impact (CNCI) of citable items (articles & reviews) published by a journal over a recent three year period. The average JCI in a category is 1. Journals with a JCI of 1.5 have 50% more citation impact than the average in that category. It may be used alongside other metrics to help you evaluate journals. [Learn more](#)

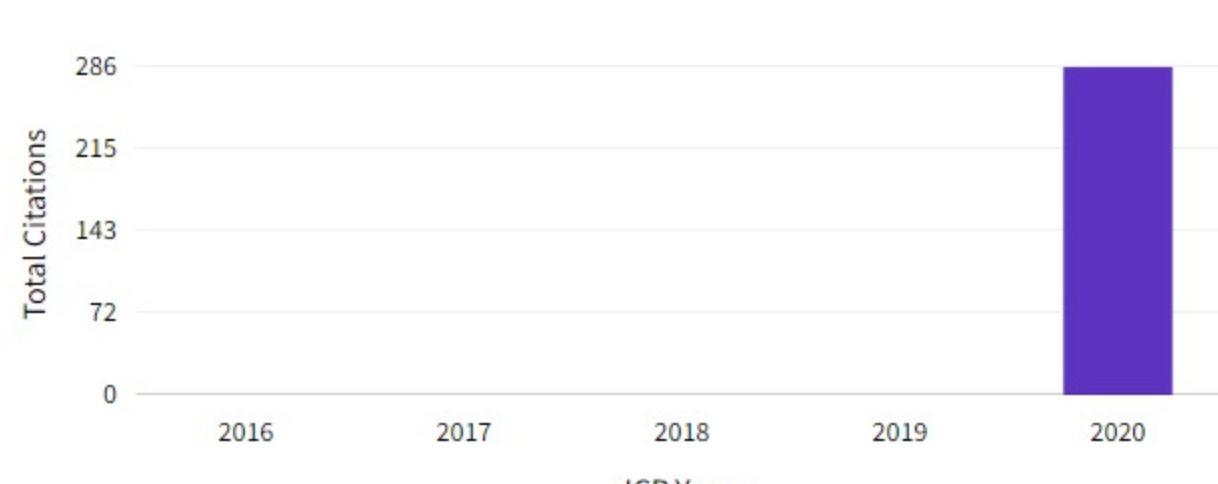


Total Citations

Export

286

The total number of times that a journal has been cited by all journals included in the database in the JCR year. Citations to journals listed in JCR are compiled annually from the JCR years combined database, regardless of which JCR edition lists the journal.



View all years

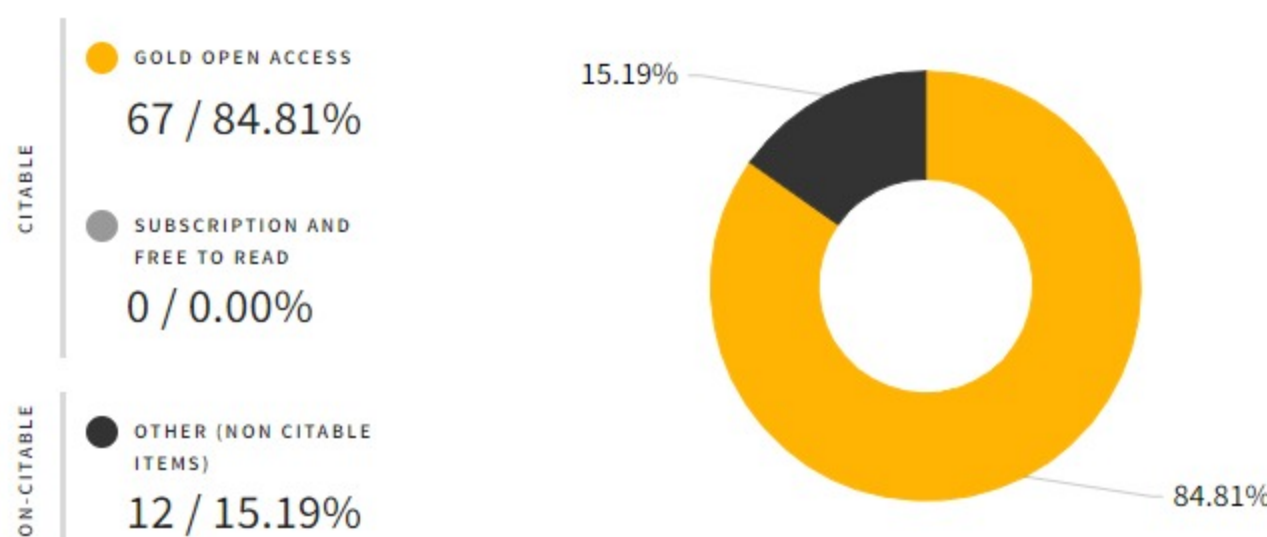
Open Access (OA)

Export

The data included in this tile summarizes the items published in the journal in the JCR data year and in the previous two years. For example, in the 2020 JCR data, released in June 2021, the Open Access (OA) data show the publication model (Gold OA or subscription) of materials published in 2018, 2019 and 2020, and citations in 2020 to these items. This three-year set of published items is used to provide descriptive analysis of the content and community of the journal. [Learn more](#)

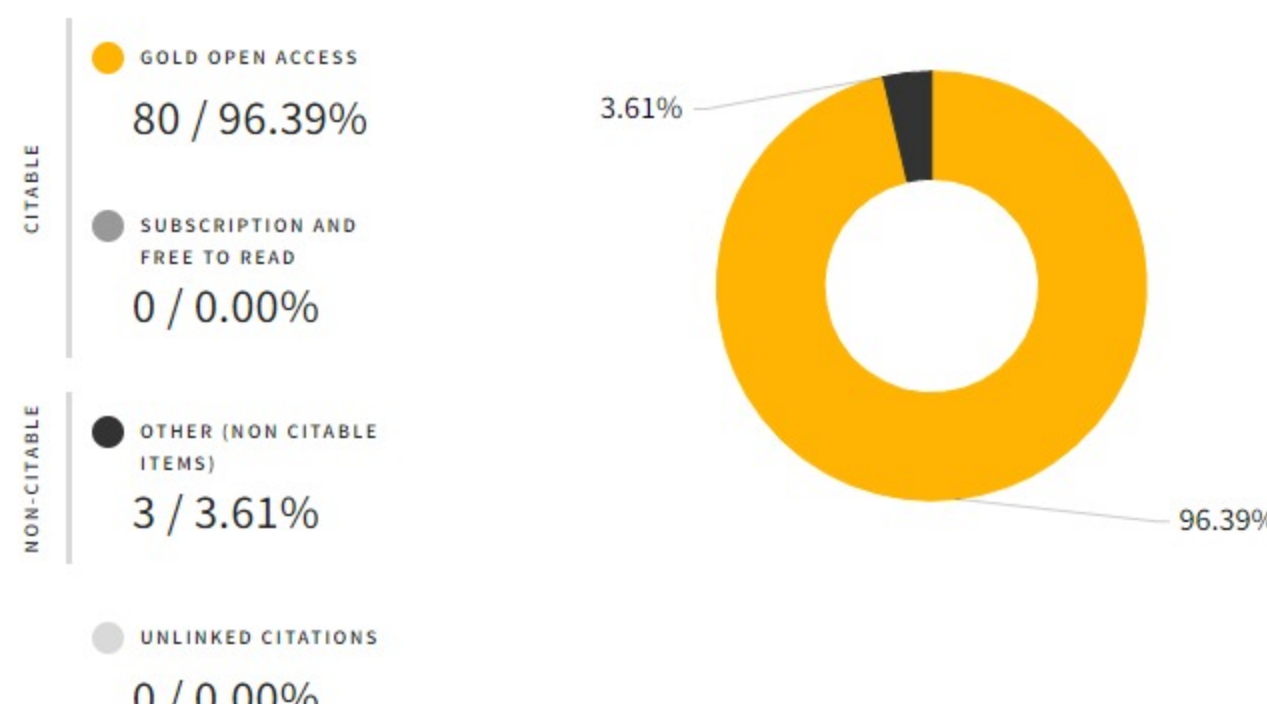
Items

TOTAL CITABLE 67
% OF CITABLE OA 100.00%



Citations*

TOTAL CITABLE 80
% OF CITABLE OA 100.00%



*Citations in 2020 to items published in [2018 - 2020]

Rank by Journal Citation Indicator (JCI)

Journals within a category are sorted in descending order by Journal Citation Indicator (JCI) resulting in the Category Ranking below. A separate rank is shown for each category in which the journal is listed in JCR. Data for the most recent year is presented at the top of the list, with other years shown in reverse chronological order. [Learn more](#)

HOSPITALITY, LEISURE, SPORT & TOURISM

75/128

JCR YEAR	JCI RANK	JCI QUARTILE	JCI PERCENTILE
2020	75/128	Q3	41.80
2019	n/a	n/a	n/a
2018	n/a	n/a	n/a
2017	n/a	n/a	n/a

Content metrics

Source data

This tile shows the breakdown of document types published by the journal. Citable Items are Articles and Reviews. For the purposes of calculating JIF, a JCR year considers the publications of that journal in the two prior years. [Learn more](#)

26 total citable items

	ARTICLES	REVIEWS	COMBINED(C)	OTHER DOCUMENT TYPES(O)	PERCENTAGE
NUMBER IN JCR YEAR 2020 (A)	25	1	26	5	84%
NUMBER OF REFERENCES (B)	1,311	59	1,370	5	100%
RATIO (B/A)	52.4	59.0	52.7	1.0	

Contributions by organizations

Export

Organizations that have contributed the most papers to the journal in the most recent three-year period. [Learn more](#)

RANK	ORGANIZATION	COUNT
1	AL BALQA APLLIED UNIV	1
1	ALEXANDRIA UNIVERSITY	1
1	AMITY UNIVERSITY	1
1	AUSTRALIAN INST BUSINESS	1
1	AUTONOMOUS UNIV OAXACA BENITO JUAREZ	1
1	BABA GHULAM SHAH BAADSHAH UNIV	1
1	BUDAPEST UNIVERSITY OF TECHNOLOGY & ECONOMICS	1
1	CANTERBURY CHRIST CHURCH UNIVERSITY	1
1	CENTRAL UNIVERSITY OF TECHNOLOGY	1
1	COLLEGE OF POLYTECHNICS JIHLAVA	1

Contributions by country/region

Export

Countries or Regions that have contributed the most papers to the journal in the most recent three-year period. [Learn more](#)

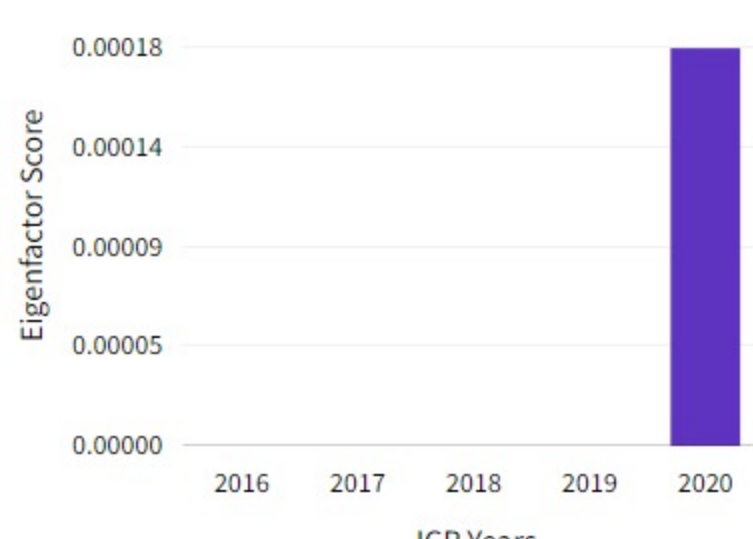
RANK	COUNTRY / REGION	COUNT
1	Croatia	21
2	Spain	8
3	Australia	4
-	Malaysia	4
-	Portugal	4
6	Czech Republic	3
-	India	3
-	Indonesia	3
-	Slovenia	3
-	Taiwan	3

Additional metrics

Eigenfactor Score

0.00018

The Eigenfactor Score is a reflection of the density of the network of citations around the journal using 5 years of cited content as cited by the Current Year. It considers both the number of citations and the source of those citations, so that highly cited sources will influence the network more than less cited sources. The Eigenfactor score does not include journal self-citations. [Learn more](#)



Normalized Eigenfactor

0.03948

The Normalized Eigenfactor Score is the Eigenfactor score normalized, by rescaling the total number of journals in the JCR each year, so that the average journal has a score of 1. Journals can then be compared and influence measured by their score relative to 1. [Learn more](#)



Article influence score

n/a

The Article Influence Score normalizes the Eigenfactor Score according to the cumulative size of the cited journal across the prior five years. A score greater than 1.00 indicates that each article in the journal has above-average influence. [Learn more](#)

